



GLOBAL
PARTNERSHIP
for EDUCATION

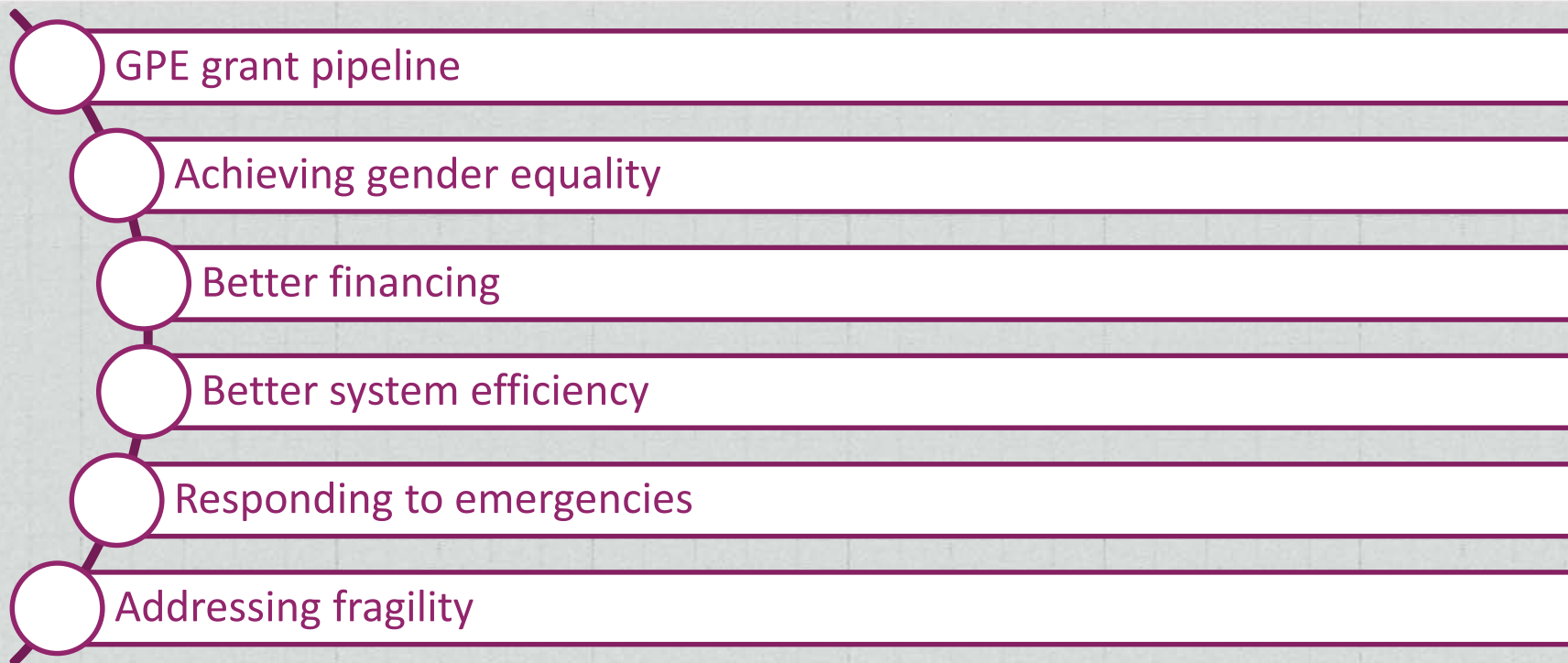
CEO'S Presentation

Board of Directors Meeting
June 6-7, 2017
Ottawa, Canada

Footprint

- ✓ \$4.6 billion invested in 60 countries
- ✓ ~\$500 million disbursements a year
- ✓ 59 active implementation grants worth \$2.35 billion
- ✓ Financing and Funding Framework
 - 89 eligible countries
 - 870 million school-aged children
 - 78% of the world's out of school children

GPE at work: country delivery



GPE grant pipeline

84 million school age children

September 2017

Afghanistan
Burkina Faso
Cabo Verde
Cambodia
Cote d'Ivoire
Madagascar
Somalia-Somaliland
Tanzania-Zanzibar

November 2017

Chad
Comoros
Eritrea
The Gambia
Guinea-Bissau
Nicaragua
Somalia-Central South
Sierra Leone
South Sudan
Zimbabwe (variable)

February 2018

Benin
Bhutan
Burundi
Haiti
Maldives
Mali
Myanmar
Papua New Guinea
Togo

Achieving gender equality



→ Gender-responsive plans

→ Technical guidance (UNGEI)

→ Regional workshops

Better financing: Senegal



→ \$47 m GPE grant; 20 m IDA

→ Teacher training, school management committees and quality improvement agreements

→ Exceeding early grade math and reading targets

Better system efficiency: Liberia



→ Stronger Education Monitoring and Information System

→ GPE funding reinforced EMIS

- Data provided to UIS in 2015
- First time since 2011
- Includes *all* schools

→ Reliable planning data

Responding to emergencies: Somaliland



- Keeping children in school during drought
- \$1.8 million accelerated funding
- Targets 7,500 primary school children
- School feeding, temporary learning spaces, school kits

Addressing fragility: Yemen



→ GPE is the largest external donor

→ Grant funds deployed ahead of time for urgent needs

→ Brokering role in continuing LEG collaboration and agreeing on a transitional sector plan

→ Keeping schools open

→ GPE working alongside ECW
globalpartnership.org

Results report

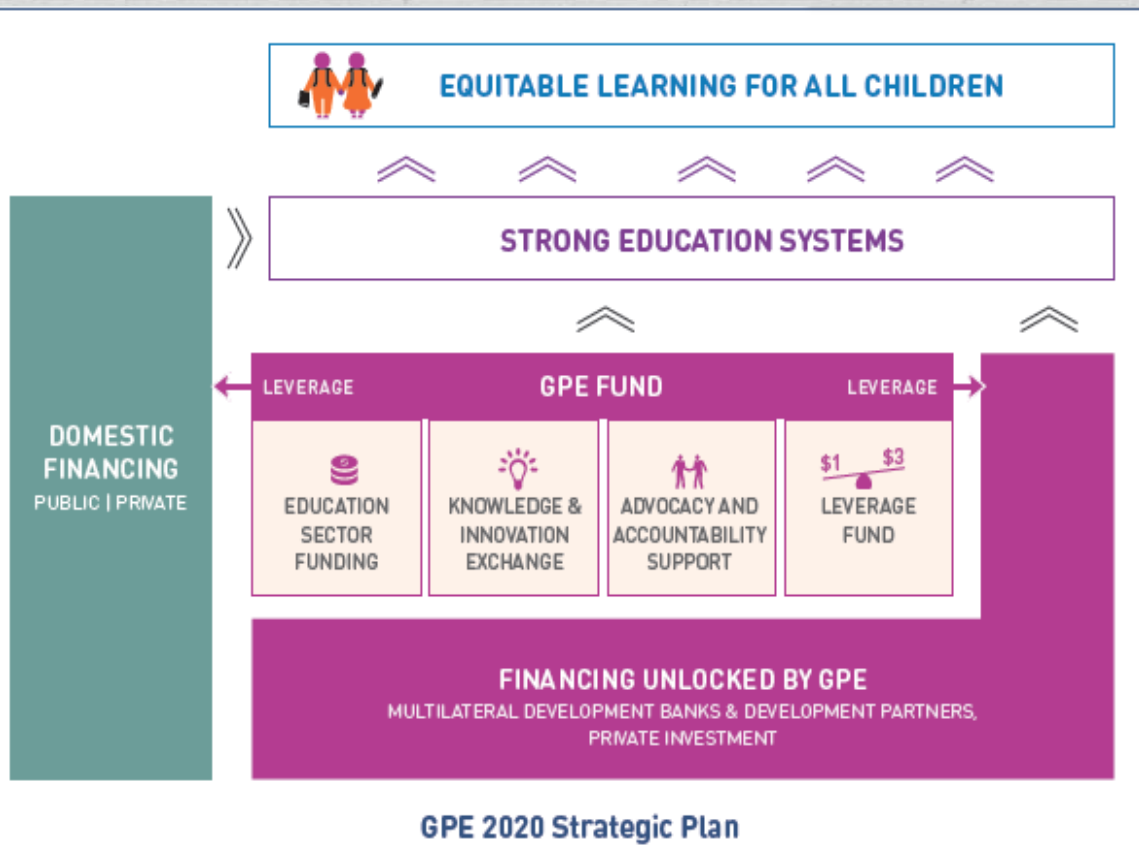
Progress

- Proportion of children completing school
- Domestic financing
- Pupil to trained teacher ratios
- Equity outcomes
- Fiduciary oversight, risk
- Country support
- Knowledge and advocacy

Challenges

- Learning outcomes
- Pre-primary enrollment
- Out of school children, especially girls
- International financing
- Aid **alignment**

Financing and Funding Framework



→ Domestic resource mobilization

→ Crowds-in additional finance

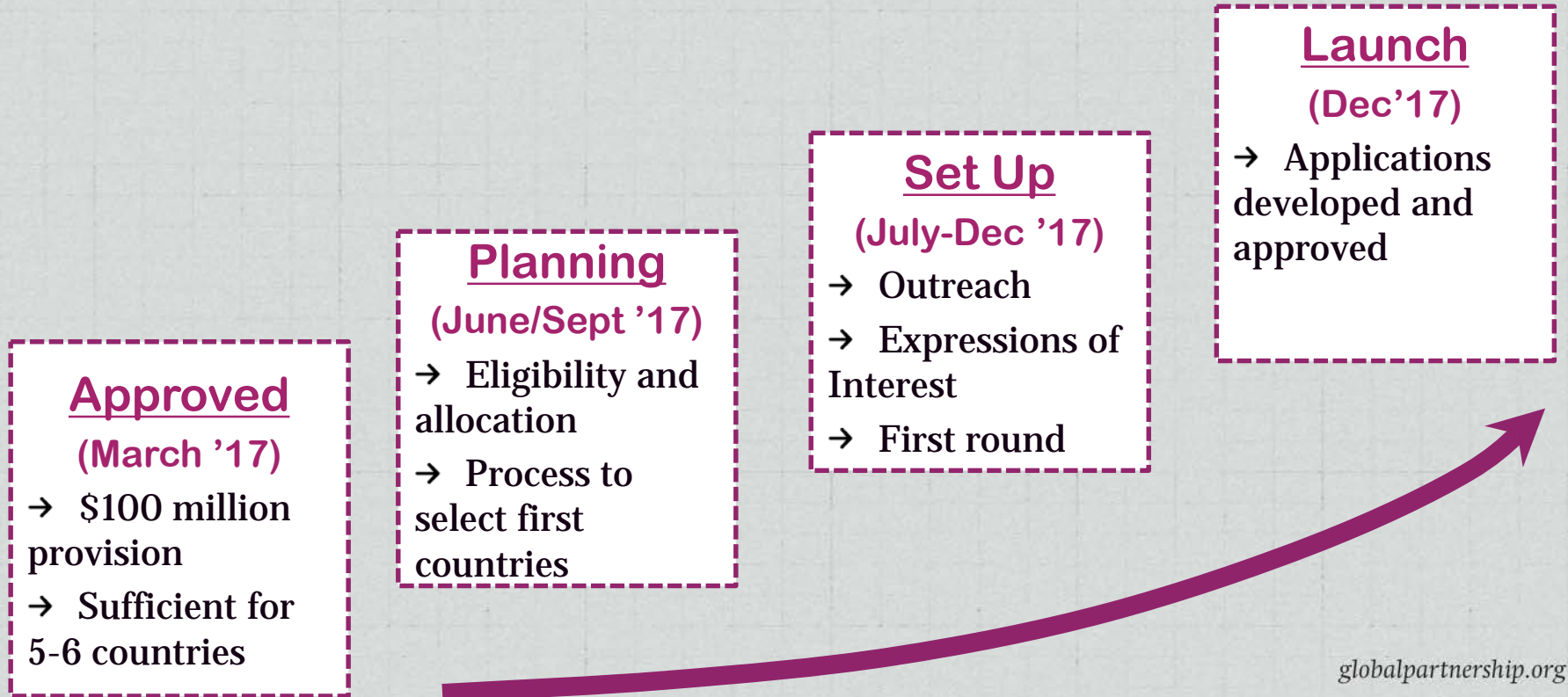
→ Innovative funding

→ Flexibility to target funds

FFF implementation

	April/May 17	June/Sept 17	Oct/Nov 17	Dec 17
Strengthening Funding Model			✓	✓
Leverage Fund	✓	✓	✓	✓
ESIC			✓	✓
KIX			✓	✓
ASA			✓	✓
Risk Financing	✓	✓	✓	
Foundations	✓	✓	✓	✓
Business Community		✓	✓	✓

Unlocking finance: GPE Multiplier



Mobilizing alongside IDA

Deeper collaboration

- Removing barriers
 - Administrative
 - Policy
 - Governance

IDA co-financing

- Mozambique - \$50 million
- Sierra Leone - \$10 million
- Lesotho - \$2.3 million

GPE Multiplier

- ESPIG-eligible and non-ESPIG eligible partners interested
- Outreach to be expanded after board approval
- Potential board approval of initial countries before Dec.
 - Ghana finalizing discussions on FY18 IDA investments

Disaster risk finance

Disasters and political risks

- Destroy assets
- Disrupt schooling
- Set back hard-won gains

Fast, effective response

- Protects systems
- Returns children to school sooner
- Saves money

Protect education systems

- Deploy risk finance
- Build resilience
- Lock in equity, efficiency and learning

Foundations & business community

Where we are

Where we are going

- 10 thematic priorities
- US \$27.3 million invested in three themes
- Identified mechanism for remaining 7: KIX and ASA

- Decide priority themes
- Identify more partners

Two phases

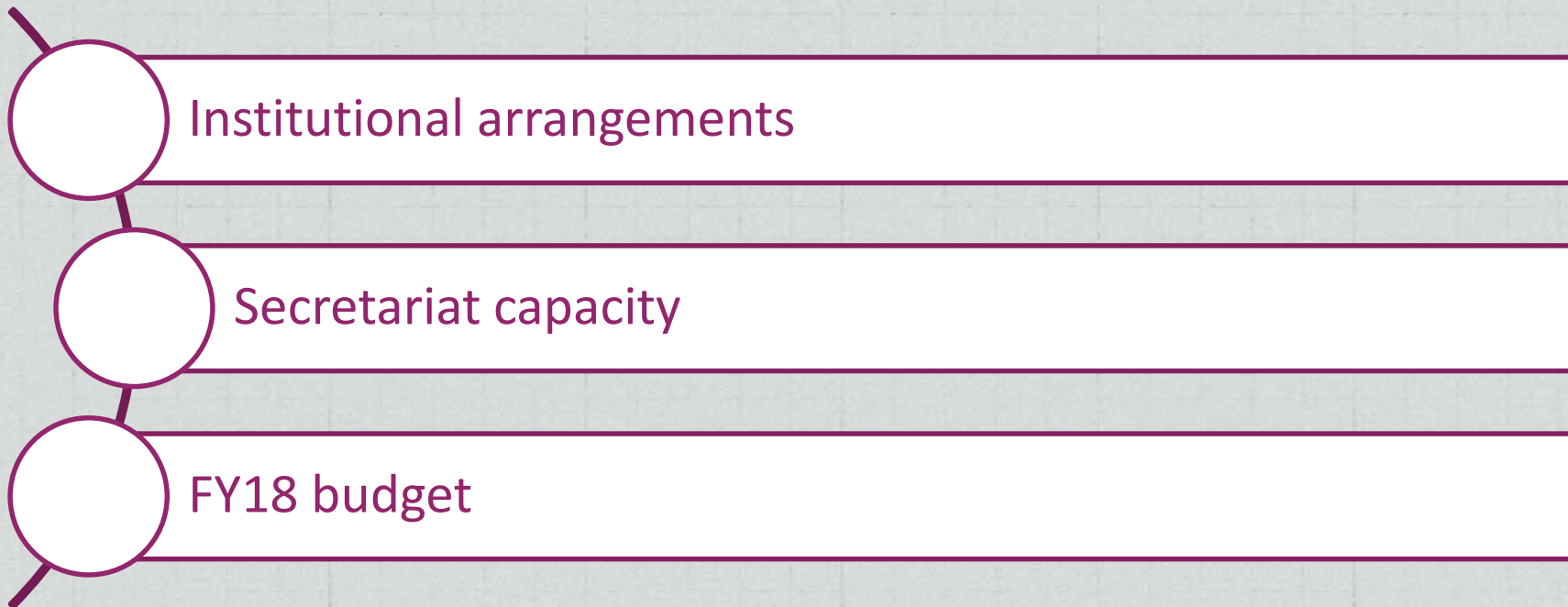
- Replenishment strategy (Dec. 2017)
- Broader engagement (Dec. 2018)

Replenishment goals

- Co-branded global initiatives: data challenges & disaster risk finance
- Leaders advocate for GPE
- Helps build *and* deliver FFF

- Broad, long-term private sector engagement strategy
- Work with HNWI and make sure they can contribute easily
- Pilot our country-level private sector engagement strategy

Stronger operations



Institutional arrangements

Capabilities

- Currency hedging
- Direct funding
- Innovative finance

Milestones

- June – December 2017: explore viable pathway
- December 2017: report to Board
- June 2018: substantive examination (if necessary)

Secretariat capacity

Additional positions (Dec. '16)

Staffing review (underway)

- Find efficiencies
- Refine management practices for a 100+ person organization

Comprehensive HR Plan (Dec. '17)

- Complete internal review
- ECW hosting decision, FFF needs & replenishment outlook

FY18 budget

Operating costs in 5-7% target

- 6.1% core operating costs as share of total

Core fixed costs (+33%)

- Increased cost recovery charges on non-salary items
- Full-year costs of additional staff approved in Dec '16

Core variable costs (-2%)

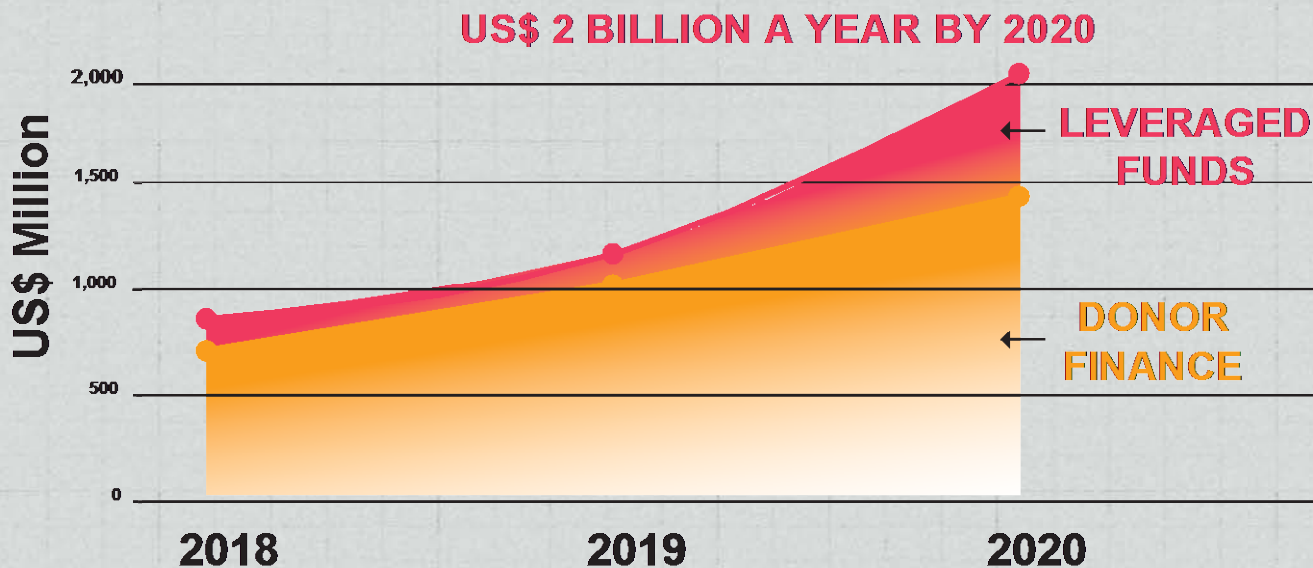
- Less use of short term consultants
- Keeping costs in range

Ambitious replenishment goal

19 million more children finishing primary school
→ 9.4m girls, and 10.8m children in countries affected by fragility or conflict

6.6 million more children finishing lower secondary education
→ 3.8m girls, and 3.8m children in countries affected by fragility or conflict

Donors provide \$3.1b over 2018 – 2020



Key items for our Board meeting

- Substantial grant pipeline
- FFF work on track
 - Eligibility for GPE Multiplier
 - Disaster risk finance
- Governance
 - Decision framework
- Capacity

